



**Repubblica di San Marino**  
**Autorità per l'Omologazione**  
**Republic of San Marino**  
**Authority for Homologation**

Via III Settembre, 99  
47891 Dogana - Repubblica di San Marino

**Comunicazione**  
**Communication**

	Concernente <sup>2/</sup> Concerning <sup>2/</sup>	<b>Il rilascio dell'omologazione</b> <b>Approval granted</b> <del>L'estensione dell'omologazione</del> <del>Approval extended</del> <del>Il rifiuto dell'omologazione</del> <del>Approval refused</del> <del>La revoca dell'omologazione</del> <del>Approval withdrawn</del> <del>La cessazione definitiva della produzione</del> <del>Production definitively discontinued</del>
--	---	--

of a type of electrical/electronic sub-assembly <sup>(2)</sup> with regard to Regulation no. 10.

<b>Omologazione N.</b> <i>Approval No.</i>	<b>E57*10R06/03*2217</b>	<b>Estensione N.</b> <i>Extension No.</i>	<b>00</b>
---	--------------------------	--	-----------

<b>Marchio di omologazione</b> <i>Approval mark</i>	<b>10R-06 2217</b>
--	--------------------

1. Make (trade name of manufacturer): SAFIERY
2. Type and general commercial description(s): Star Power
3. Means of identification of type, if marked on the vehicle/component/separate technical unit <sup>(2)</sup> Print letters and numbers on the product
- 3.1 Location of that marking: Engraving the label on top of the product

4. Category of vehicle: N/A
5. Name and address of manufacturer: SAFIERY PTY ., Ltd.  
Unit45,8 Distribution Court Arundel, QLD4214, Australia
6. In the case of components and separate technical units, location and method of affixing of the approval mark: Print letters and numbers on the product
7. Address(es) of assembly plant(s): Shenzhen Pengui science and technology Co., Ltd  
The southern side of Building 13, Foreign Trade IndustrialZone, Yingrenshi Community, Shizhuan Street, Bao'an District, Shenzhen City. China.
8. Additional information (where applicable): See appendix below
9. Technical Service responsible for carrying out the tests: **AUTOMOTIVE TECHNICAL SERVICE S.r.l.**  
Via Consiglio dei Sessanta, 99  
47891 - DOGANA Repubblica di San Marino
10. Date of test report: 28/11/2025
11. No. of test report: ATS-SM-IR-10-31573
12. Remarks (if any): N/A
13. Place: Dogana – Repubblica di San Marino
14. Date: 06/03/2026
15. Signature:



Ing. Marco Conti  
Direttore Generale  
General Director

16. The index to the information package lodged with the Approval Authority, which may be obtained on request, is attached.

17. Reasons for extension:

(2) Strike out what does not apply.

**Appendix to type-approval communication form No. E57\*10R06/03\*2217\*00  
concerning the type-approval of an ~~electrical~~/electronic sub-assembly  
under Regulation No. 10**

**1. Additional information:**

- 1.1. Electrical system rated voltage: Rated Input: 12V-24V DC, 100A  
Rated Output: 12V-24V DC 6channels,30A/per  
6channels,10A/per
- 1.2. This ESA can be used on any vehicle type with the following restrictions: No restriction
- 1.2.1. Installation conditions, if any: N/A
- 1.3. This ESA can be used only on the following vehicle type: N/A
- 1.3.1. Installation conditions, if any: N/A
- 1.4. The specific test method(s) used and the frequency ranges covered to determine immunity were:  
(Please specify precise method used from Annex 9): See Inspection Report no.
- 1.5. Laboratory accredited to ISO 17025 and recognised by the Approval Authority responsible for carrying out the tests: Intertek Testing Services Shenzhen Ltd. Guangzhou Branch  
Room 101, Building A, No. 11, Jingye 3rd Street, Huangpu District, Guangzhou, Guangdong, China
- 2. Remarks:** None

(2) *Strike out what does not apply.*

LIBERTAS  
REPUBBLICA  
DI SAN MARINO

<b>Allegato</b> <i>Enclosure</i>				
<b>Al certificato di omologazione ECE N.</b> <i>To ECE approval certificate No.</i>		<b>E57*10R06/03*2217*00</b>		
<b>Indice del fascicolo di omologazione</b> <i>Index to the information package</i>				
<b>Data</b> <i>Date of issue</i>		<b>06/03/2026</b>	<b>Data ultima modifica</b> <i>Last amendment date</i>	--
1.	<b>Clausole di garanzia e istruzioni sul diritto di presentare ricorso</b> <i>Collateral clauses and instruction on right to appeal</i>			
2.	<b>Rapporto(i) Finale di Ispezione No.</b> <i>Test report(s) No.</i>	<b>ATS-SM-IR-10-31573</b>	<b>Data</b> <i>Date</i>	<b>28/11/2025</b>
3.	<b>Scheda informativa N.</b> <i>Information document No.</i>	<b>star Power</b>	<b>Data</b> <i>Date</i>	<b>2025/11/21</b>
			<b>Data ultima modifica</b> <i>Last amendment date</i>	--



## Clausole di garanzia e istruzioni sul diritto di presentare ricorso

### Clausole di garanzia

La produzione in serie deve essere esattamente conforme ai documenti di omologazione. Le variazioni di produzione in serie sono consentite solo con il consenso espresso dell'**Autorità per l'Omologazione**.

Le variazioni del nome della società, l'indirizzo e lo stabilimento di produzione, nonché una delle parti che hanno l'autorità alla consegna o eventuali rappresentanti nominati al momento del rilascio dell'omologazione, devono essere immediatamente comunicate all'**Autorità per l'Omologazione**. La violazione di queste regole può portare al ritiro dell'omologazione ed inoltre può essere legalmente perseguita.

L'omologazione decade se viene restituita o ritirata o se il tipo omologato non è più conforme ai requisiti di legge. La revoca può essere fatta se non esistono più i requisiti richiesti per il rilascio e la continuazione dell'omologazione, se il titolare dell'omologazione viola gli obblighi dettati dall'omologazione, anche nel caso in cui gli obblighi derivino dalle condizioni assegnate all'interno dell'omologazione, o se è accertato che il tipo approvato non è conforme ai requisiti di sicurezza del traffico e di tutela dell'ambiente.

L'**Autorità per l'Omologazione** può verificare la corretta applicazione della delega conferita rilasciata nella presente omologazione, in qualsiasi momento. In particolare, questo include la verifica della produzione, che sia conforme, nonché le misure di controllo di conformità della produzione. Per questo, possono essere presi dei campioni dalla produzione. I dipendenti o rappresentanti dell'**Autorità per l'Omologazione** possono avere accesso senza ostacoli agli impianti di produzione e stoccaggio.

La delega conferita contenuta nella presente omologazione non è trasferibile. I diritti del marchio di terzi non sono interessati da questa omologazione.

### Istruzione su diritto di ricorso

Questa omologazione è appellabile entro un mese dalla notifica. Il ricorso deve essere presentato per iscritto o come una domanda inviata all'**Autorità per l'Omologazione** - Via III Settembre, 99 - 47891 Dogana - Repubblica di San Marino.

\*\*\*\*\*

### **Collateral clauses and instruction on right to appeal**

#### Collateral clauses

*The individual production of serial fabrication must be in exact accordance with the approval documents. Changes in the individual production are only allowed with express consent of the **Authority for Homologation**.*

*Changes in the name of the company, the address and the manufacturing plant as well as one of the parties given the authority to delivery or authorized representative named when the approval was granted is to be immediately disclosed to the **Authority for Homologation**. Breach of this regulation can lead to recall of the approval and moreover can be legally prosecuted.*

*The approval expires if it is returned or withdrawn or if the type approved no longer complies with the legal requirements. The revocation can be made if the demanded requirements for issuance and the continuance of the approval no longer exist, if the holder of the approval violates the duties involved in the approval, also to the extent that they result from the assigned conditions to this approval, or if it is determined that the approved type does not comply with the requirements of traffic safety or environmental protection.*

*The **Authority for Homologation** may check the proper exercise of the conferred authority taken from this approval at any time. In particular this means the compliant production as well as the measures for conformity of production. For this purpose samples can be taken or have taken. The employees or the representatives of the **Authority for Homologation** may get unhindered access to the production and storage facilities.*

*The conferred authority contained with issuance of this approval is not transferable. Trade mark rights of third parties are not affected with this approval.*

#### Instruction on right to appeal

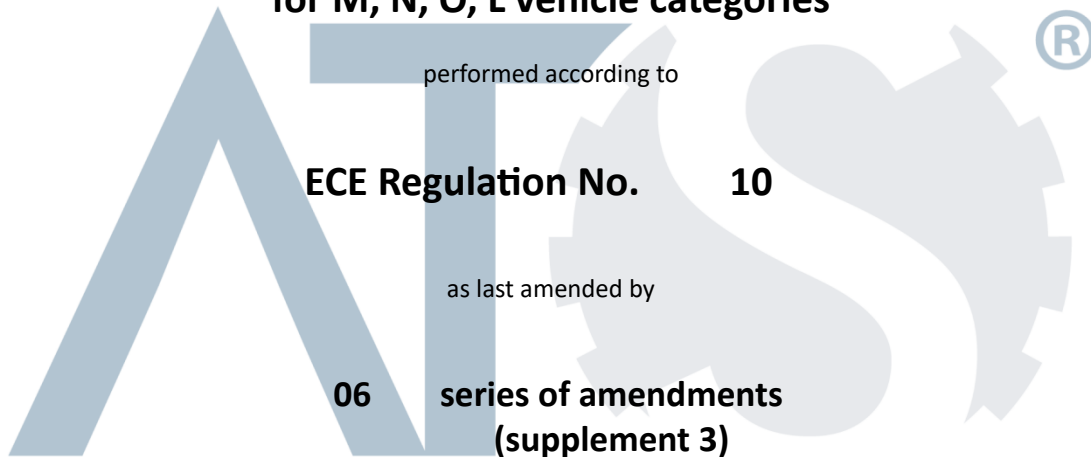
*This approval can be appealed within one month after notification. The appeal is to be filed in writing or as a transcript at the **Authority for Homologation** – Via III Settembre, 99 - 47891 Dogana - Repubblica di San Marino.*

# Inspection Report

## No. ATS-SM-IR-10-31573

Inspection concerning vehicles / components with regard to:

### Uniform provisions concerning Electromagnetic Compatibility (EMC) for M, N, O, L vehicle categories



performed according to

**ECE Regulation No. 10**

as last amended by

**06 series of amendments  
(supplement 3)**

of the Economic Commission for Europe

Approval status	
ECE	Number of approval
	<b>E57*10R06/03*2217*00</b>

Of: 28/11/2028

Type: Star Power

 Manufacturer: SAFIERY PTY., Ltd.  
 Unit45,8 Distribution Court Arundel, QLD4214, Australia

## 0. General information

0.1. Make (trade name of manufacturer): SAFIERY

0.2. Type: Star Power

0.2.1. Variant(s): N/A

0.3. Name and address of manufacturer: SAFIERY PTY ., Ltd.

Unit45,8 Distribution Court Arundel, QLD4214,  
Australia

0.3.1 Name and address of manufacturer's authorized representative: N/A

0.3.2. Production plant(s) address(es): Shenzhen Pengui science and technology Co., Ltd

The southern side of Building 13, Foreign Trade  
IndustrialZone, Yingrenshi Community, Shizhuan  
Street, Bao'an District, Shenzhen City. China.

0.4. Information document:

No: star Power

Date of issue: 2025/11/21

Date of last change:

0.5. Position of the approval mark: Engraving the label on top of the product

0.6. Vehicle category(ies) N/A

(or, if not applicable, vehicle categories which the component(s) is (are) suitable for):

Of: 28/11/2028

Type: Star Power

Manufacturer: SAFIERY PTY., Ltd.  
Unit45,8 Distribution Court Arundel, QLD4214, Australia

**1. Tested object(s)**

- 1.1 Worst case configuration : Switch mode  
(justification of the determination)
- 1.2 Description: ~~Vehicle~~ / Object Star Power
  - 1.2.1 Make: SAFIERY
  - 1.2.2. Manufacturer: SAFIERY PTY., Ltd.  
Unit45,8 Distribution Court Arundel, QLD4214, Australia
  - 1.2.3. Type / Variant Star Power
  - 1.2.4. ~~Vehicle VIN number~~ / component identification:
    - 1.2.4.1 Place of marking: Engraving the label on top of the product  
See photo in Appendix 3
    - 1.2.5. Main characteristics  
Voltage Range:12-24V  
Channels:6\*30A  
Channels:6\*10A  
Max Current:100A
    - ...
    - ...
- 1.3 Remarks

Of: 28/11/2028

Type: Star Power

 Manufacturer: SAFIERY PTY., Ltd.  
 Unit45,8 Distribution Court Arundel, QLD4214, Australia

## 2. Test records

2.1 Conformity with the information document

SI /  
YES

NO

NR /  
NA

## 2.2 Testing conditions

2.2.1 Broadband electromagnetic interference generated by ESAs

2.2.1.1 Method of measurement:

Measured by the method described in Annex 7 of ECE Regulation No. 10.06

2.2.1.2 Results:

Conform (Test data see Appendix 2)

2.2.2. Narrowband electromagnetic interference generated by ESAs

2.2.2.1. Method of measurement:

Measured by the method described in Annex 8 of ECE Regulation No. 10.06

2.2.2.2. Results:

Conform (Test data see Appendix 2)

2.2.3 Immunity of ESAs to electromagnetic radiation:

2.2.3.1. Method of measurement:

Measured by the BCI test method and Absorber chamber test method described in Annex 9 of ECE Regulation No. 10.06

2.2.3.2. Performance criteria:

2.2.3.3. Results:

Conform (Test data see Appendix 2)

2.2.4. Immunity of ESAs to transient disturbances

2.2.4.1. Method of measurement:

Measured by the test method described in Annex 10 of ECE Regulation No. 10.06

2.2.4.2. Results:

Conform (Test data see Appendix 2)

2.2.5. Emission of transient conducted disturbances generated by ESAs

2.2.5.1. Method of measurement: Measured by the method described in Annex 10 of ECE Regulation No. 10.

2.2.5.2. Results: Conform (Test data see Annex 2)

2.3 Equipment for measuring and testing: See Appendix 4

The testing conditions provided for by the Regulation have been verified.





Of: 28/11/2028

Type: Star Power

Manufacturer: SAFIERY PTY., Ltd.  
Unit45,8 Distribution Court Arundel, QLD4214, Australia

**3. Other information**

Place of inspection: Intertek Testing Services Shenzhen Ltd. Guangzhou Branch  
Room 101, Building A, No. 11, Jingye 3rd Street,  
Huangpu District, Guangzhou, Guangdong, China

Date of inspection: 2025/11/06 – 2025/11/28

Day(s) of Inspection

Technical service representative: **Senior Inspector** Daniel **Junior Inspector (if applicable)**

Manufacturer’s representative: N/A  
Remarks: None

**3.1 Appendix**

- 1. List of modifications
- 2. Test Data
- 3. Sample Photo(s)
- 4. List of main test equipment

**3.2 Enclosures**

Information Folder star Power  
2025/11/21

Of: 28/11/2028

Type: Star Power

Manufacturer: SAFIERY PTY., Ltd.  
Unit45,8 Distribution Court Arundel, QLD4214, Australia

**4. Statement of conformity**

The information document as given in paragraph 0.4 and the type described there are in compliance with the test specification mentioned above.

With regard to the required level of performance to be achieved, the tested items were representative for the type to be approved and cover all variants / versions described in the information folder.

The tests were carried out in accordance with the relevant requirements of EN ISO/IEC 17025 and EN ISO/IEC 17020 / R10-06 ECE/UN.

The tested object complies / ~~not complies~~ with the prescriptions of the R10-06 ECE/UN.



The inspection report comprises pages 1 to 20.

The test results relates only to the product tested.

It shall not be reproduced except in full, without written approval of the Technical Service.

Dogana, Repubblica di San Marino

28/11/2028

<p><i>Number of project and protocol</i></p>	<p><i>Originality Check (*)</i></p>	<p><b>Automotive Technical Service S.r.l.</b> <i>Inspector</i></p> <p><i>Daniel</i></p> <p>(Daniel)</p>	
	 <p>ATS-SM-PR-31573</p>	<p><b>Automotive Technical Service S.r.l.</b> <i>Deputy Technical Director</i></p> <p><i>[Signature]</i></p> <p>(Eng. Bogdan Nicolae Domnescu)</p>	

(\*) To check the originality of documents, scan the QR Code or connect to the site <https://www.ats.sm/originality-control-atp-adr-tyapp/> and follow the instruction in it.



## Appendix 1

List of modifications

Not Applicable

Appendix 1

More details for application of

Date :

Correction of : -

Modification of : -

Addition of : -

Deletion of : -



## Appendix 2

Test data	Applicable / <del>Not Applicable</del>	Appendix 2
<b>1 Test object(s)</b>		
1.1. Commercial description:	Safiery	
1.2. Type:	Star Power	
1.2.1. Variants:	N/A	
1.3. Technical data of the tested ESA type	DC:12-24V	
1.3.1. Electrical system rated voltage:	DC:12-24V	
1.3.2. This ESA can be used on any vehicle type with the following restrictions:	No restriction	
1.3.3. Installation conditions:	N/A	
1.3.4. This ESA can be used on the following vehicle types:	No restriction	
1.3.5. Installation conditions	N/A	

Test data

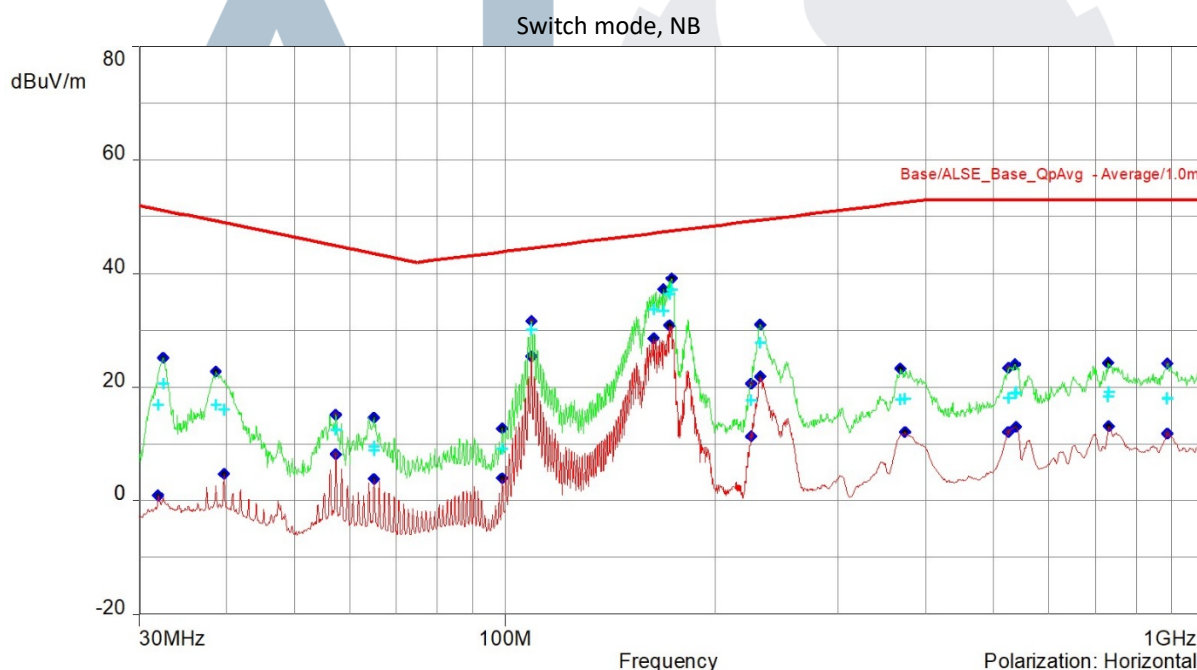
Appendix 2

Test results 1 (12V DC)

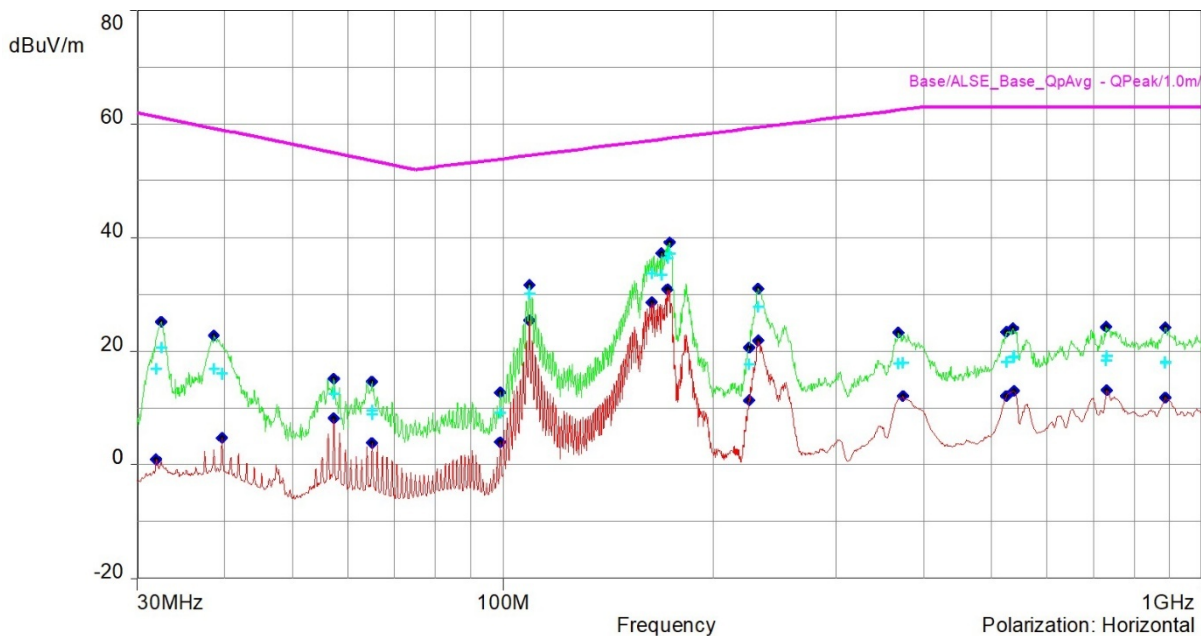
1. Broadband / narrowband electromagnetic interference generated by ESAs

- Radiated broadband electromagnetic Emissions : As shown in the following broadband test result figure and test data
- Radiated narrow band electromagnetic Emissions : As shown in the following narrowband test result figure and test data
- Antenna position : 1000mm from the center of harness
- Rated voltage : DC 13.5 V

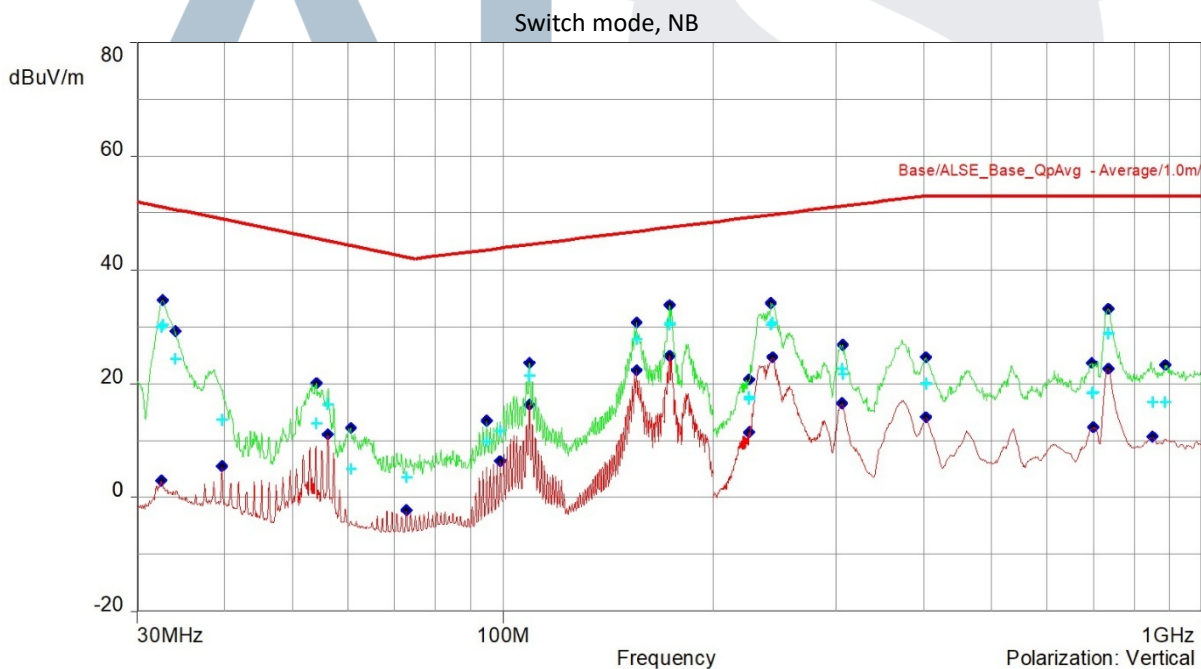
Horizontal Polarity Test Result Diagram (Broadband and Narrow band)



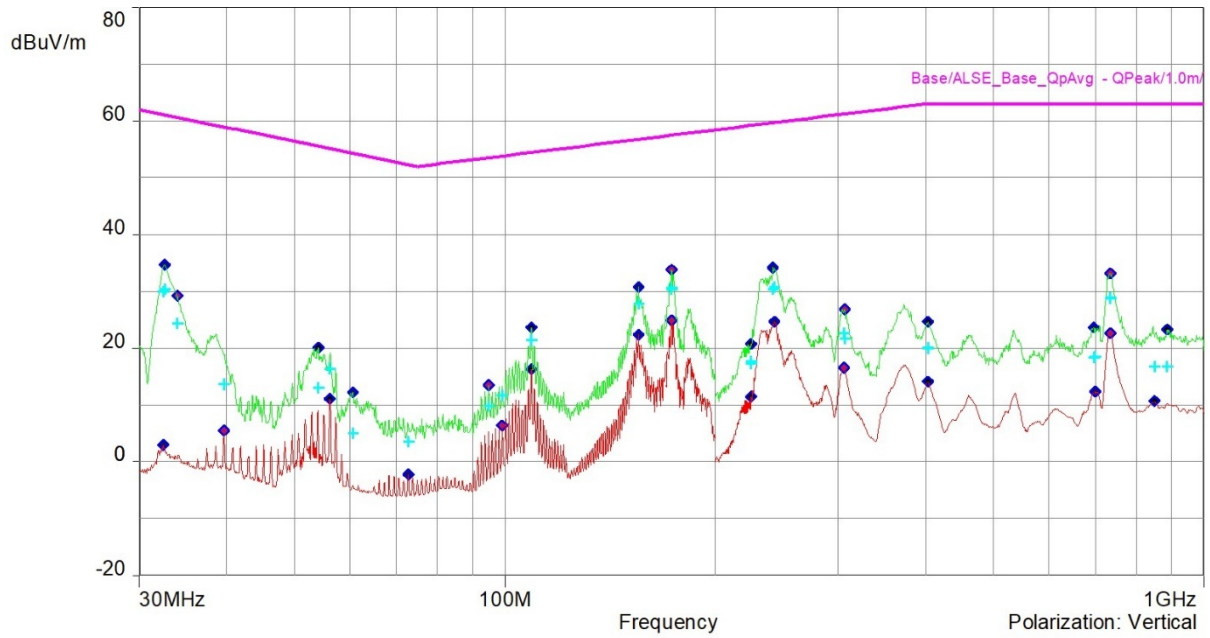
Switch mode, BB



Vertical Polarity Test Result Diagram (Broadband and Narrow band)



Switch mode, BB



Of: 28/11/2028

Type: Star Power

 Manufacturer: SAFIERY PTY., Ltd.  
 Unit45,8 Distribution Court Arundel, QLD4214, Australia

## Test data

## Appendix 2

## Maximum broadband QP value (Horizontal Polarity):

Switch mode:

Frequency (MHz)	QuasiPeak (dBuV/m)	Height (cm)	Polarization	Margin (dB)	Limit (dBuV/m)
32.45	20.64	100cm	Horizontal	-40.50	61.14
38.6	16.9	100cm	Horizontal	-42.32	59.25
57.35	12.46	100cm	Horizontal	-42.47	54.93
65.05	9.56	100cm	Horizontal	-43.99	53.55
99.25	9.25	100cm	Horizontal	-44.59	53.84
109.15	30.15	100cm	Horizontal	-24.31	54.47
163.2	33.72	100cm	Horizontal	-23.39	57.11
173.1	37.29	100cm	Horizontal	-20.21	57.50
225	27.86	100cm	Horizontal	-41.51	59.22
231.7	17.71	100cm	Horizontal	-31.55	59.41
373.05	17.99	100cm	Horizontal	-44.55	62.54
524.8	18.12	100cm	Horizontal	-44.88	63.00
537.95	19.11	100cm	Horizontal	-43.89	63.00
731.45	19.26	100cm	Horizontal	-43.74	63.00
885.9	18.03	100cm	Horizontal	-44.97	63.00

## Maximum broadband QP value (Vertical Polarity):

Switch mode:

Frequency (MHz)	QuasiPeak (dB/m)	Height (cm)	Polarization	Margin (dB)	Limit (dB/m)
32.6	30.44	100cm	Vertical	-30.65	61.09
34	24.37	100cm	Vertical	--36.27	60.63
56.2	16.38	100cm	Vertical	-38.77	55.15
72.75	3.67	100cm	Vertical	-48.67	52.33
99.2	11.70	100cm	Vertical	-42.14	53.84
109.1	21.35	100cm	Vertical	-33.12	54.46
155.45	27.84	100cm	Vertical	-28.95	56.79
173.05	30.62	100cm	Vertical	-26.87	57.49
225	17.74	100cm	Vertical	-41.48	59.22
242.75	30.79	100cm	Vertical	-28.93	59.72
305.4	22.68	100cm	Vertical	-38.55	61.23
402.85	20.16	100cm	Vertical	-42.84	63.00
698.7	18.52	100cm	Vertical	-44.48	63.00
734.2	28.80	100cm	Vertical	-34.20	63.00
850.4	16.84	100cm	Vertical	-46.16	63.00

Of: 28/11/2028

Type: Star Power

 Manufacturer: SAFIERY PTY., Ltd.  
 Unit45,8 Distribution Court Arundel, QLD4214, Australia
**Maximum narrowband AV value (Horizontal Polarity):**

Switch mode:

Frequency (MHz)	Average (dB/m)	Height (cm)	Polarization	Margin (dB)	Limit (dB/m)
31.95	0.97	100cm	Horizontal	-50.35	51.31
39.7	4.70	100cm	Horizontal	-44.24	48.94
57.35	8.13	100cm	Horizontal	-36.80	44.93
65.05	3.87	100cm	Horizontal	-39.69	43.55
99.25	4.04	100cm	Horizontal	-39.81	43.84
109.15	25.41	100cm	Horizontal	-19.06	44.47
163.2	28.55	100cm	Horizontal	-18.56	47.11
172	30.87	100cm	Horizontal	-16.58	47.45
225	11.30	100cm	Horizontal	-37.92	49.22
231.7	21.91	100cm	Horizontal	-27.50	49.41
373.05	12.09	100cm	Horizontal	-40.45	52.54
524.5	12.16	100cm	Horizontal	-40.84	53.00
537.95	13.07	100cm	Horizontal	-39.93	53.00
731.45	13.09	100cm	Horizontal	-39.91	53.00
885.9	11.86	100cm	Horizontal	-41.14	53.00

**Maximum narrowband AV value (Vertical Polarity):**

Switch mode:

Frequency (MHz)	Average (dB/m)	Height (cm)	Polarization	Margin (dB)	Limit (dB/m)
32.5	2.92	100cm	Vertical	-48.21	51.13
39.65	5.49	100cm	Vertical	-43.47	48.96
56.2	11.05	100cm	Vertical	-34.10	45.15
72.75	-2.22	100cm	Vertical	-44.55	42.33
99.2	6.46	100cm	Vertical	-37.38	43.84
109.1	16.25	100cm	Vertical	-28.21	44.46
155.45	22.34	100cm	Vertical	-24.45	46.79
173.05	24.90	100cm	Vertical	-22.60	47.49
224.95	11.51	100cm	Vertical	-37.71	49.22
242.75	24.70	100cm	Vertical	-25.01	49.72
305.4	16.58	100cm	Vertical	-34.65	51.23
402.85	14.12	100cm	Vertical	-38.88	53.00
698.7	12.31	100cm	Vertical	-40.69	53.00
734.2	22.65	100cm	Vertical	-30.35	53.00
850.4	10.67	100cm	Vertical	-42.33	53.00

Of: 28/11/2028

Type: Star Power

 Manufacturer: SAFIERY PTY., Ltd.  
 Unit45,8 Distribution Court Arundel, QLD4214, Australia

## Test data

## Appendix 2

## 2. Immunity of ESAs to electromagnetic radiation

Test method : BCI test method and Absorber chamber test method described in Annex 9 of ECE Regulation No. 10.06

Measurement result of BCI test method:

Switch mode

Frequency range (MHz)	Test level	Type of modulation	Injection probe position	Result
20-400	60mA	AM by 1 kHz sine wave at 80 %	150mm from ESA connector	Conform

Measurement result of Absorber chamber test method:

Switch mode

Frequency range (MHz)	Test level	Type of modulation	Test distance	Antenna position	Result
400-800	30V/m	AM by 1 kHz sine wave at 80 %	1m	Vertical	Conform
800-1000	30V/m	PM with ton = 577 $\mu$ s and period = 4 600 $\mu$ s	1m	Vertical	Conform
1000-2000	30V/m	PM with ton = 577 $\mu$ s and period = 4 600 $\mu$ s	1m	Vertical	Conform

Remark:

\* no degradation of performance of 'immunity-related functions.

Of: 28/11/2028

Type: Star Power

 Manufacturer: SAFIERY PTY., Ltd.  
 Unit45,8 Distribution Court Arundel, QLD4214, Australia

### 3. Immunity of ESAs to transient disturbances

Test method : According to ISO 7637-2 as described in Annex 10 of ECE Regulation No. 10.06

Measurement result:

Switch mode

Test pulse	Test level	Number of pulse / test time	Burst cycle / pulse Repetition time	Required minimum function status*	Status of function true value (Switch mode)	Result
1	III	500 pulses	0.5s	C	B	Conform
2a	III	500 pulses	0.2s	B	A	Conform
2b	III	10 pulses	5s	C	B	Conform
3a	III	1 hour	100ms	A	A	Conform
3b	III	1 hour	100ms	A	A	Conform
4	III	1 pulses	10s	C	B	Conform

Remark:

\* Class A: all functions of a device/system perform as designed during and after exposure to disturbance.

Class B: all functions of a device/system perform as designed during exposure. However, one or more of them can go beyond specified tolerance. All functions return automatically to within normal limits after exposure is removed. Memory functions shall remain class A.

Class C: one or more functions of a device/system do not perform as designed during exposure but return automatically to normal operation after exposure is removed.

Class D: one or more functions of a device/system do not perform as designed during exposure and do not return to normal operation until exposure is removed and the device/system is reset by simple "operator/use" action.

Class E: one or more functions of a device/system do not perform as designed during and after exposure and cannot be returned to proper operation without repairing or replacing the device/system.

## Test data

## Appendix 2

## 2. Emission of transient conducted disturbances generated by ESAs

Test method According to ISO 7637-2 as described in Annex 10

Switch mode

Off to ON:

Polarity of pulse amplitude	Maximum allowed value for vehicles with 12V systems	Measured Pulse amplitude True Value(Fast)	Measured Pulse amplitude True Value(Slow)
Positive	+75V	+8.1V	+15.1V
Negative	-100V	-18.4V	-13.9

Switch mode

ON to Off:



Polarity of pulse amplitude	Maximum allowed value for vehicles with 12V systems	Measured Pulse amplitude True Value(Fast)	Measured Pulse amplitude True Value(Slow)
Positive	+75V	-0.7V	-0.1V
Negative	-100V	No trigger	No trigger

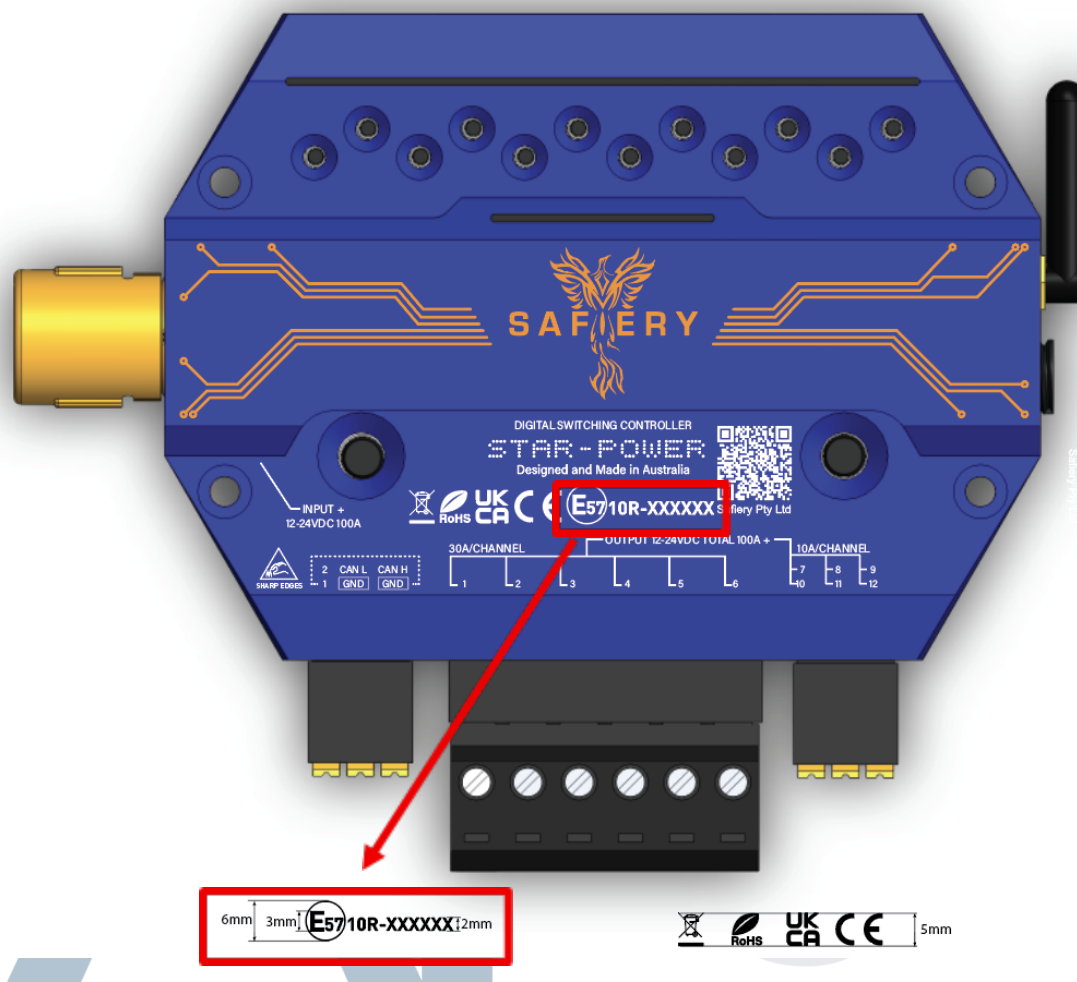
### Appendix 3

Sample photos

Applicable / ~~Not Applicable~~

Appendix 3





Of: 28/11/2028

Type: Star Power

 Manufacturer: SAFIERY PTY., Ltd.  
 Unit45,8 Distribution Court Arundel, QLD4214, Australia

## Appendix 4

List of main equipment

Applicable / ~~Not Applicable~~

Appendix 4

No.	Name	Type	Serial No.	Valid Until
1	Receiver	ROHDE&SCHWARZ ESW8	103120	2026-03-31
2	Biconical Antenna	SCHWARZBECK VHBB9124+BBA9106	1405	2026-03-01
3	Log-periodic Antenna	SCHWARZBECK VULP9118A	833	2026-03-01
4	CISPR25 Semi-Anechoic Chamber	ETS-Lindgren 6.8*6.5*4.4	N/A	2026-03-31
5	Voltage Probe 100X	Tektronix P5100A	C019210	2026-08-12
6	Oscillograph	Tektronix DPO7254C	C132118	2026-03-28
7	Power Meter	Agilent N1912A	MY54266024	2026-08-26
8	Power Sensor	KEYSIGHT N1921A	MY60480009	2026-08-26
9	Power sensor	Agilent N1921A	MY59220007	2026-08-26
10	Signal Generator	R&S SMB100B	104453	2026-07-06
11	3m Semi-Anechoic Chamber	ETS-Lindgren 8.5*6.8*5.5	N/A	2030-03-07
12	BCI Shielded Room	ETS-Lindgren 5*3.1*2.5	N/A	2030-03-07
13	Signal Generator	ROHDE&SCHWARZ SML01	104089	2026-09-11
14	Spectrum Analyzer	SIGLENT SSA 3075X-C	SSA5PGCX7R0256	2026-10-12
15	Power Meter	Agilent E4417A	MY45101508	2026-12-07
16	Power sensor	Agilent E9304A	MY53190023	2026-03-31
17	Power sensor	Agilent E9304A	MY53220004	2026-03-31

All the instruments have been calibrated and are in the period of validity.

**Information document No.star Power of  
11.21.2025 according to UNECE Regulation no.10**

**Annex 2B**

**Information document for type approval of an electric/electronic sub-assembly  
with respect to electromagnetic compatibility**

- |  |  |
|--|--|
| 1. Make (trade name of manufacturer):  | STAR-Power   |
| 2. Type and general commercial description(s):   | STAR- Power  |
| 2.1 Variants:  | N/A  |
| 3. Means of identification of type, if marked on the component   | Print letters and numbers on the product   |
| 3.1 Location of that marking:  | Engraving the label on top of the product  |
| 4. Name and address of manufacturer:   | SAFIERY PTY Ltd<br><br>Unit45,8 Distribution Court Arundel, QLD4214, Australia   |
| 5. In the case of components and separate technical units, location and method of affixing of the approval mark: | Print letters and numbers on the product   |
| 6. Address(es) of assembly plant(s):   | Shenzhen Pengui science and technology Co., Ltd<br><br>The southern side of Building 13, Foreign Trade IndustrialZone, Yingrenshi Community, Shizhuan Street, Bao'an District, Shenzhen City. China. |
| 7. This ESA shall be approved as a   | Component  |
| 8. Any restrictions of use and conditions for fitting  | N/A  |
| 9. Electrical system rated voltage:  | Rated Input: 12V-24V DC, 100A<br><br>Rated Output: 12V-24V DC<br>6channels,30A/per,<br>6channels,10A/per   |

Company: SAFIERY PTY Ltd.

Name of authorized person: Changyi Hou

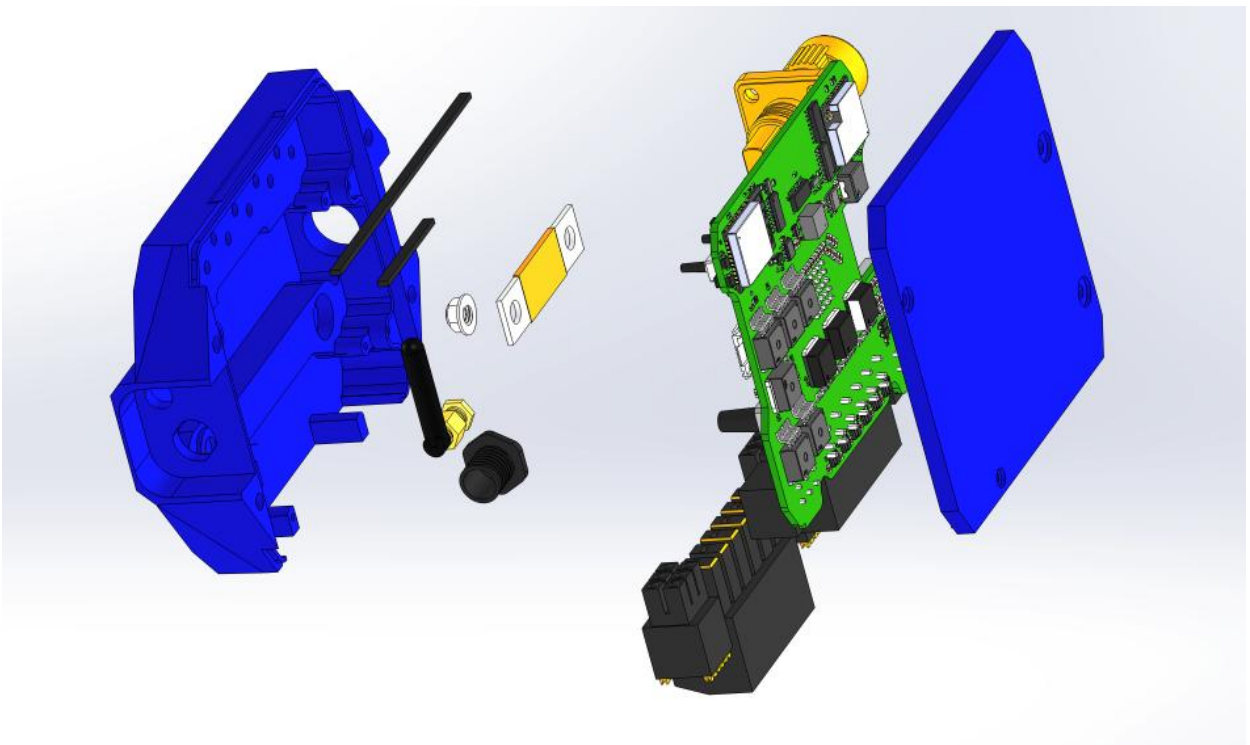
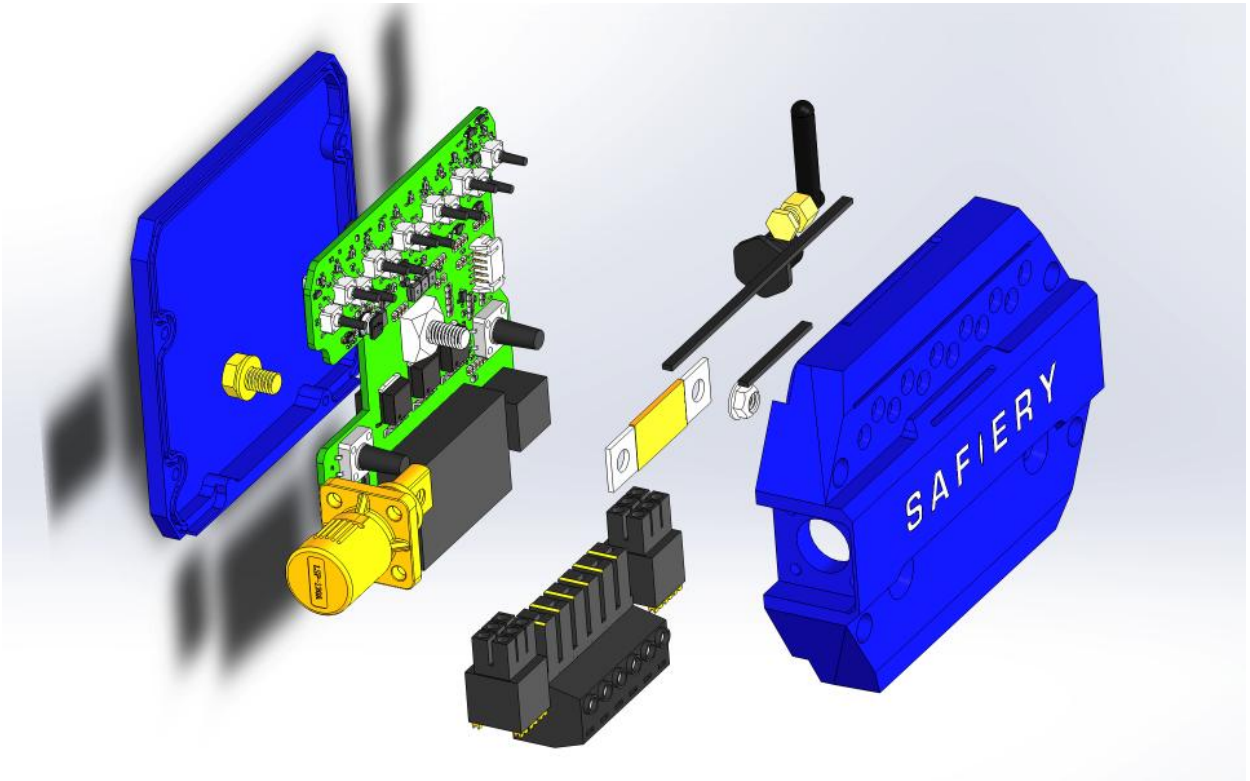
Signature:




E57\*10R06/03\*2217\*00

## Appendix 1

### Constructed Profile

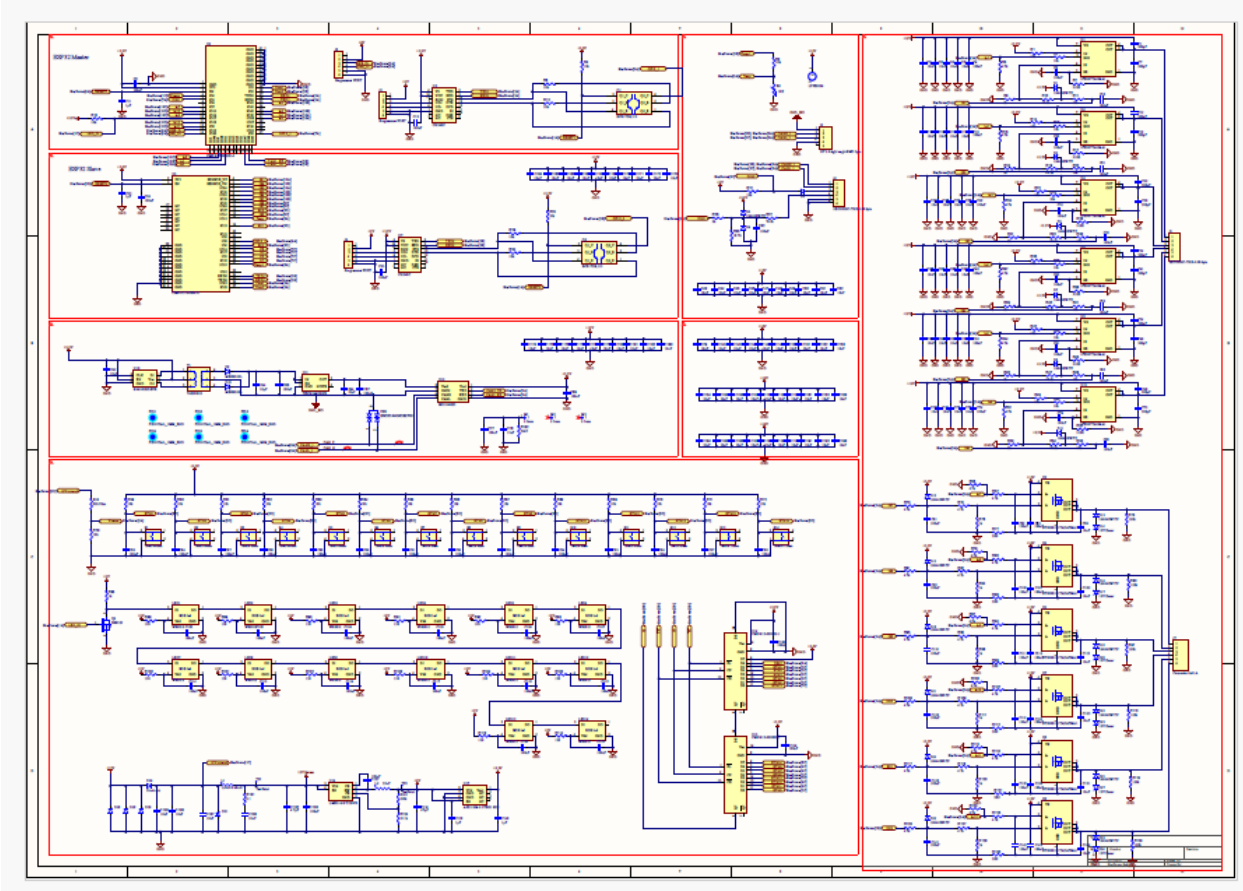




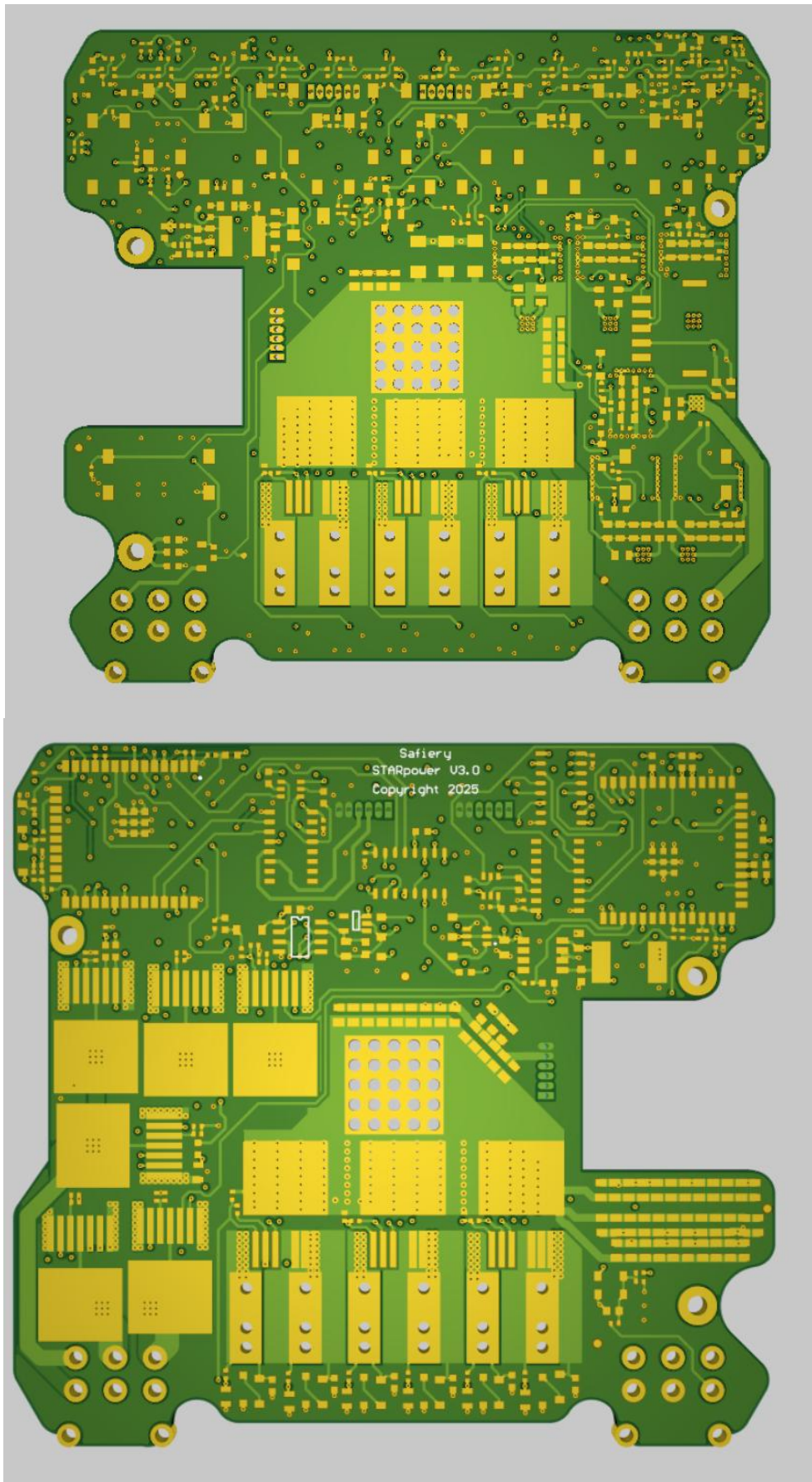
6mm | 3mm | **E5710R-XXXXXX** | 2mm

RoHS UK CA CE 5mm

Circuit Diagram for Main PCB



# Main PCB Layout



## Bom

Components	Quantity
C0402 10nF, 50v	6
C0402 0.1uF 50V	64
0.15uF, 25v	6
1uF, 10v	2
C0603 15nF,100v	1
C0603 0.1uF,100v	7
C0603 1uF, 16v	1
C0805 300pF 50V	12
1uF 6.3v	1
4.7uF, 50v	1
10uF 16V	3
C0805 10uF 50V	88
C0805 47uF, 6.3v	1
SMBJ30A-TR	4
Diode 1A, S1G	1
1N4448W-TP	21
ESD2CAN24DBZRQ1	1
MBR0520L	2
MMSZ13T1G	6
0.68uH 4A	1
L3232 33uH	1
BC817DS,115	2
150R	14
R0402 510R	6
1KR	6
R0402 2K	7
4.7KR	30
R0402 18.7K	1
40.2K	6
R0402 76.8k	1
82k Ohm	1
0R1	1
1k	1
10K	42
R0603 19.1K	1
R0603 32k	1
R0603-100K	1
R0603 120k	6
3R9	6
NTC 10K	1
BSS123	1

LMR51610YDBVR	1
N1: 2, 760390015	1
ESP32-S3-WROOM-1U-N16R8	1
ESP32-WROOM-32E-N16	1
SN6505BDBVR	1
TPS76350DBVR LDO 5V	1
ISO1044BD	1
IFX007TAUMA1	6
ch340c	2
74HC165D	2
AP2112M-3.3TRG1	1
BTS500101TADATMA2	6
WS2812C-2020	14
HY 2.0 5p SMD Right Angle	1
lfpe0506	1
2EDGSTRB-7.62-6p	1
5EDGRC-7.62-6P	1
2EDGRHC- 5.08-2*3p	2
2EDGKNH-5.08-2*3p	2
TS-642 (6*6*12H)	12
TS-1221 (12*12*15H)	2
Star Power PCB	1
Antenna	1
External Antenna stick	1
M6*10*0.5	1
D8.2*14*8	1
M3*12	3
M2.5*10	1
M2.5*4	3
M4*7	4
M6*10	1
M6*12	1
M6*16*1	2
M6	2
M6	1
Aluminium Housing Star Power	1
NMEA 2000 M12-A-5 Male Connector	1
LSP120A-SXX-M6	1
Busbar	1
label StarPower	1
M6 Plastic bolt head cover	1

Declarant: SAFIERY PTY Ltd.

Contact Name: Changyi Hou

Sign:

Handwritten signature of Changyi Hou in black ink, written over a horizontal line.

Date:2025.11.21